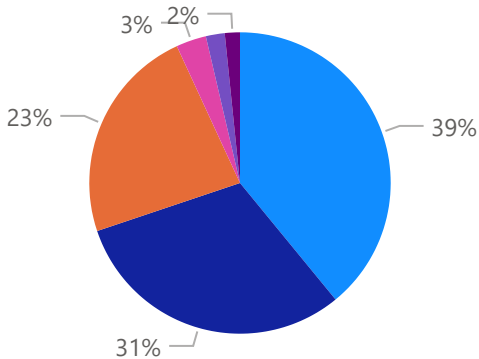


# Streets For People - Māpua 29/05/23

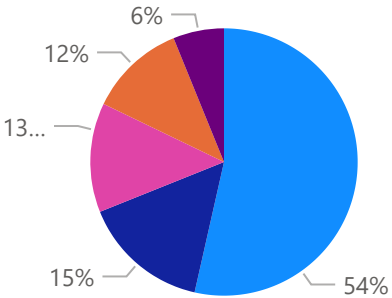
On Aranui Rd I usually use ....

- priv. vehicle
- walking
- bicycle
- small wheels
- comm. vehicle
- mobility device



If you do park in this area please tell us why

- visit shops
- visit friends
- school dro...
- access ho...
- work



## What is stopping you from using active transport?

Safety concerns were cited as a significant barrier to using active transport, with respondents mentioning fast-driving cars, narrow roads due to parked cars, busy traffic, inadequate crossing areas, and poor road conditions like potholes. Health issues, distance, and limited transportation options, including unsafe areas for walking or cycling, were also mentioned as obstacles. Some individuals preferred using cars for convenience, carrying heavy items, or to avoid inclement weather. The lack of infrastructure, such as footpaths, cycle lanes, and safe biking routes, was identified as a hindrance, along with other factors like time constraints, hilly terrain, and inadequate amenities.

## Is it safe for children?

Opinions on the safety of the area are divided. Some residents believe the area is safe due to reduced speed limits, existing footpaths, and the emphasis on personal awareness and education. However, concerns are raised about crowded footpaths and the need for wider carriageways and more parking. On the other hand, survey participants express growing concerns about pedestrian safety, especially for children crossing Aranui Road. Factors such as the absence of designated crossings, high traffic volume, obstructed views due to parked cars, and excessive speed limits contribute to these concerns. Participants suggest implementing lower speed limits, speed bumps, pedestrian crossings, and separate walk and bike paths to address these issues.


## Is it safe for the elderly and those with limited mobility?

While 32% had positive perceptions, highlighting a friendly community and good infrastructure, 47% expressed concerns about issues such as lack of crossings, crowded footpaths, and high traffic. Neutral responses (21%) emphasize the need for infrastructure improvements and awareness. Enhancing the environment and promoting awareness are crucial for a safer Māpua.

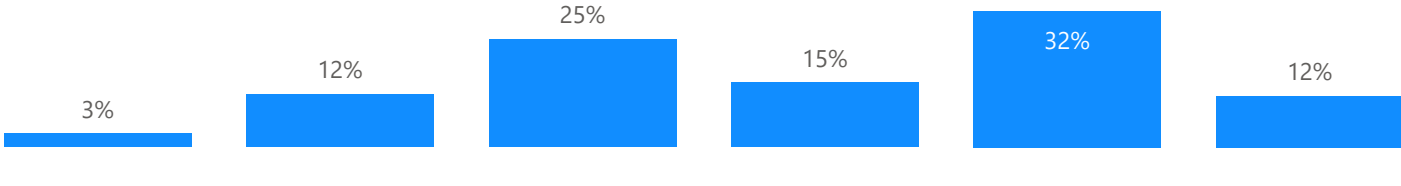
## If you could improve one thing....?

Some suggest adding more footpaths, installing pedestrian crossings, and improving access and visibility. Others express concerns about traffic diversion, impact on the wharf and leisure park, and the need for more parking. Some residents oppose the changes, suggesting alternative funding priorities. Suggestions include addressing parking issues, installing traffic lights, and ensuring road rule compliance. Concerns about berm width, vehicle speed on footpaths, and removal of parking spaces are also mentioned. The importance of maintaining vehicle access for emergencies and deliveries is stressed, along with concerns about tsunami escape routes. Criticism suggests the project prioritizes reducing car usage over community interests.

In general, how safe do you feel the speed is in the project area, for those not in vehicles?



How safe do you feel this area is for school children and teens to walk, scoot, skate or cycle?



How safe do you feel this area is for the elderly or those with limited mobility to get around?

